


Diya (lamps) and Rangoli Using the Small Square and Other Midi Hama Bead Boards

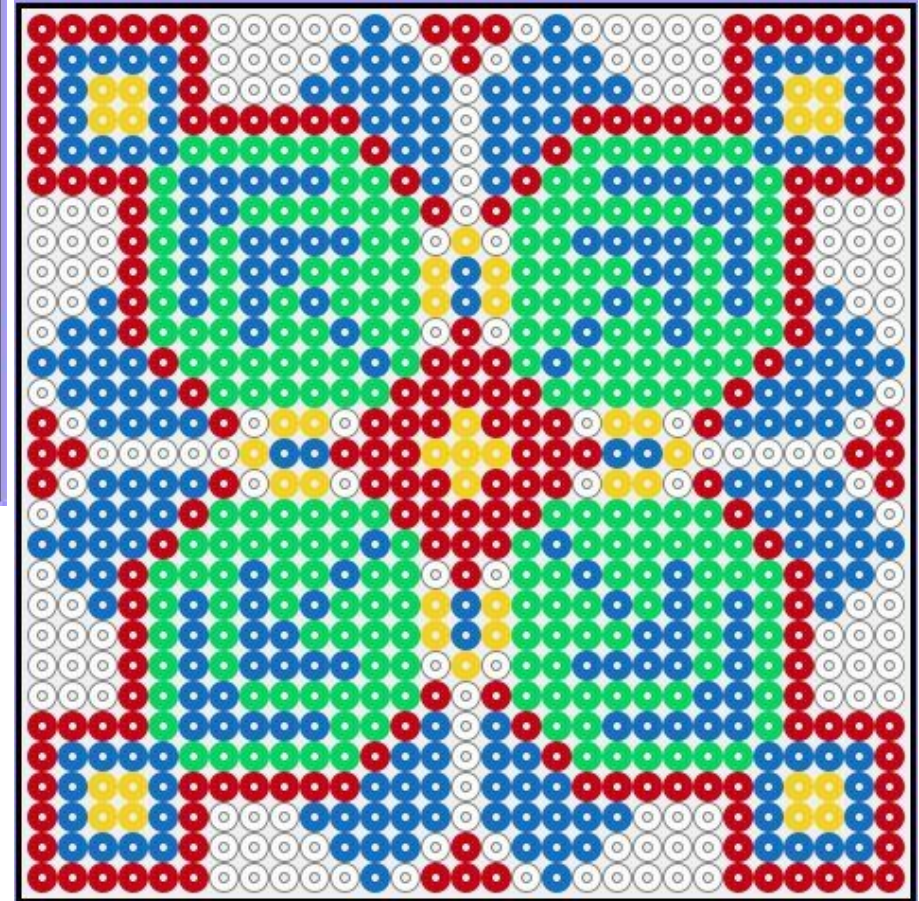


31 x yellow (no.03)
5 x orange (no.04)
42 x red (no.05)
118 x black (no.18)

31 x yellow (no.03)
5 x orange (no.04)
42 x red (no.05)

Diyas are oil lamps. Many Diyas are lit on Divali to light up the dark night.

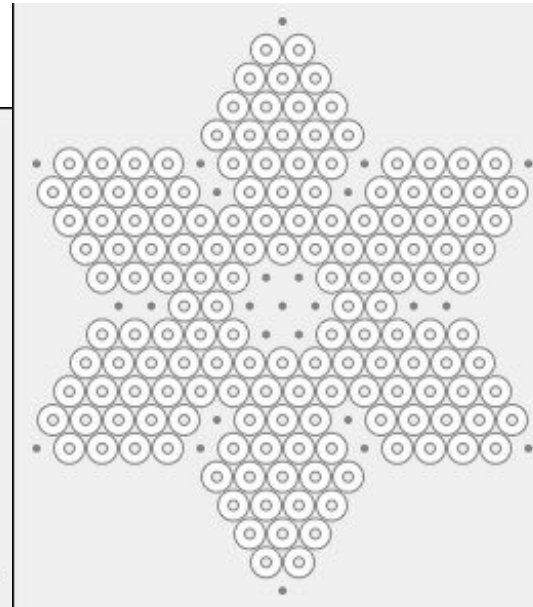

Rangoli patterns are usually made using coloured powder. Search for “rangoli” on google images to see examples.



You can copy my picture or make up your own Rangoli style pattern using any board and any colours you like!

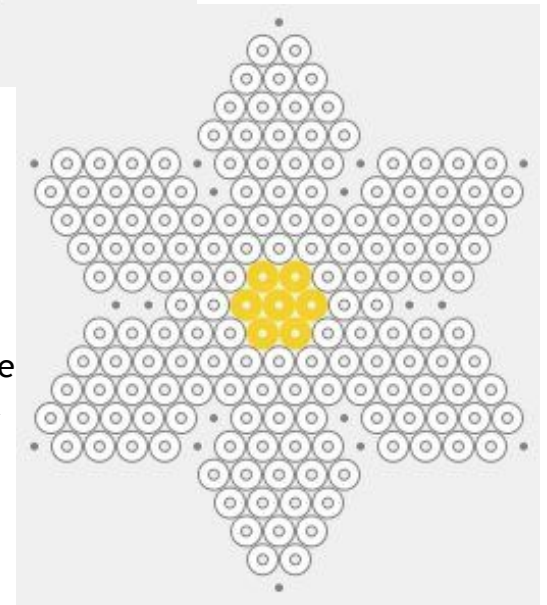


3D Water Lily/Lotus Flower Using the Small Star and Large Hexagon Hama Midi Boards



Did you know?
The Goddess Lakshmi is often shown holding and standing on a lotus flower. The lotus flower is a common motif in rangoli.

Leaves: 372 x green (no.10)
Top lily: 156 x white (no.01) or pink
Bottom Lily: 156 x white (no.01) or pink and 7 x yellow (no.03)



- 1) After ironing, leave to cool.
- 2) Glue the bottom lily on to the leaves using tacky pva glue.
- 3) Glue the top lily at a rotated angle on to the bottom lily.

