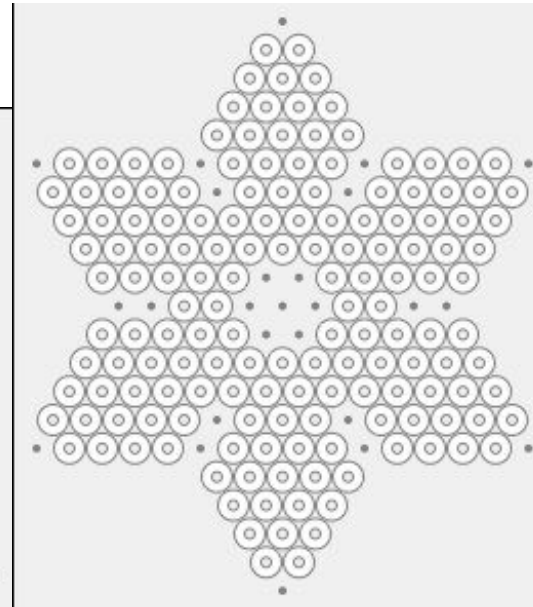



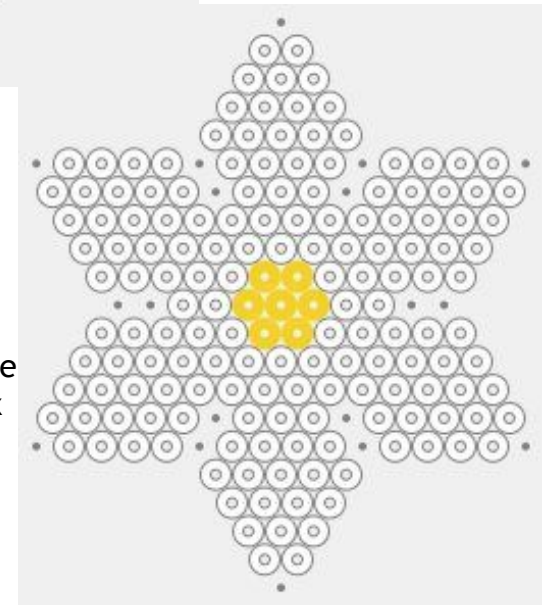
3D Water Lily/Lotus Flower Using the Small Star and Large Hexagon Hama Midi Boards



Leaves: 372 x green
(no.10)

Top lily: 156 x white
(no.01) or pink

Bottom Lily: 156 x white
(no.01) or pink and 7 x
yellow (no.03)



- 1) After ironing, leave to cool.
- 2) Glue the bottom lily on to the leaves using tacky pva glue.
- 3) Glue the top lily at a rotated angle on to the bottom lily. (Look on <http://ideas4kids.org/134> to see my complete version.)

