

# Jaguar Mask Template

Cut from yellow card or craft foam

Eye hole

Eye hole

Tongue

Cut from pink

Bottom of nose

Cut from black


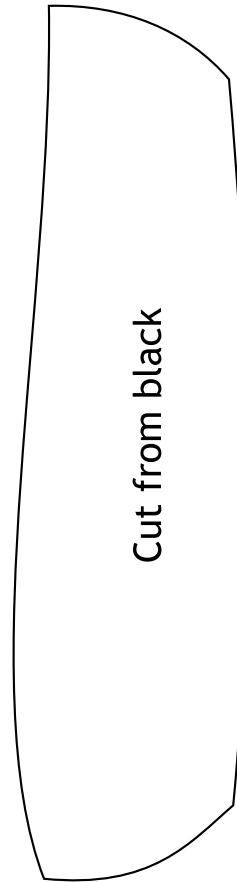

Nose

Cut from yellow

Teeth



# Jaguar Mask Template and Instructions



- 1) Cut out the pieces then stick them on in the order shown above.
- 2) Draw on spots.
- 3) When dry, attach elastic to the side of the head.

