
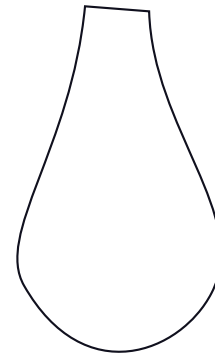


Template for Making a Craft Foam Dragon Magnet

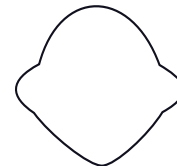
The body should either be cut from magnetic craft foam or a magnet glued to the back at the end of the project.



1) Cut out the body



2) Stick the tummy onto the body



3) Stick the head onto the body so that the ears stick out underneath



4) Stick the arms on the tummy

5) Add small goggle eyes to the face.

6) Use a felt tip pen to add nostrils.

7) Optional: Use a felt tip to add lines to the wings.

