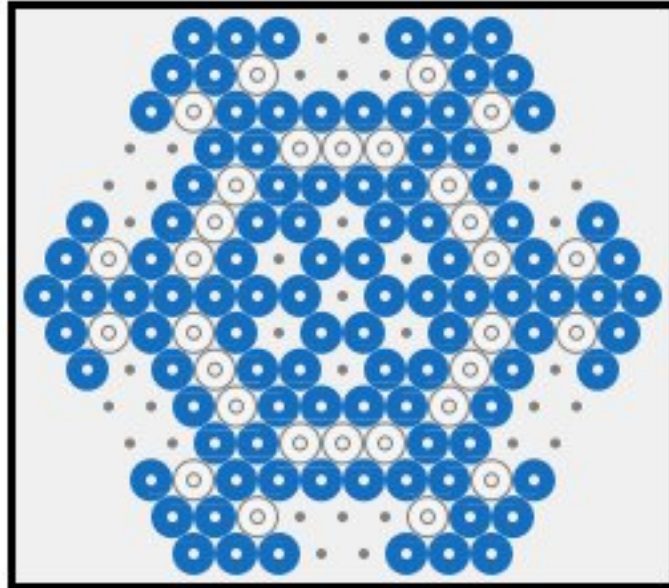
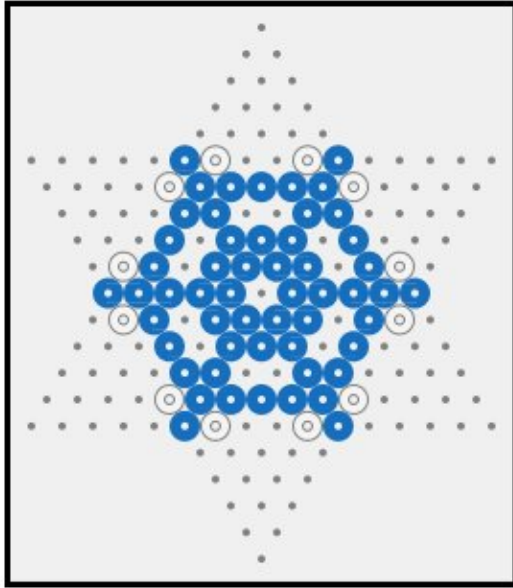


Glow in the Dark Snowflake Decorations using hexagonal and star Midi Hama Bead Peg Boards







Snowflake on small hexagonal board:

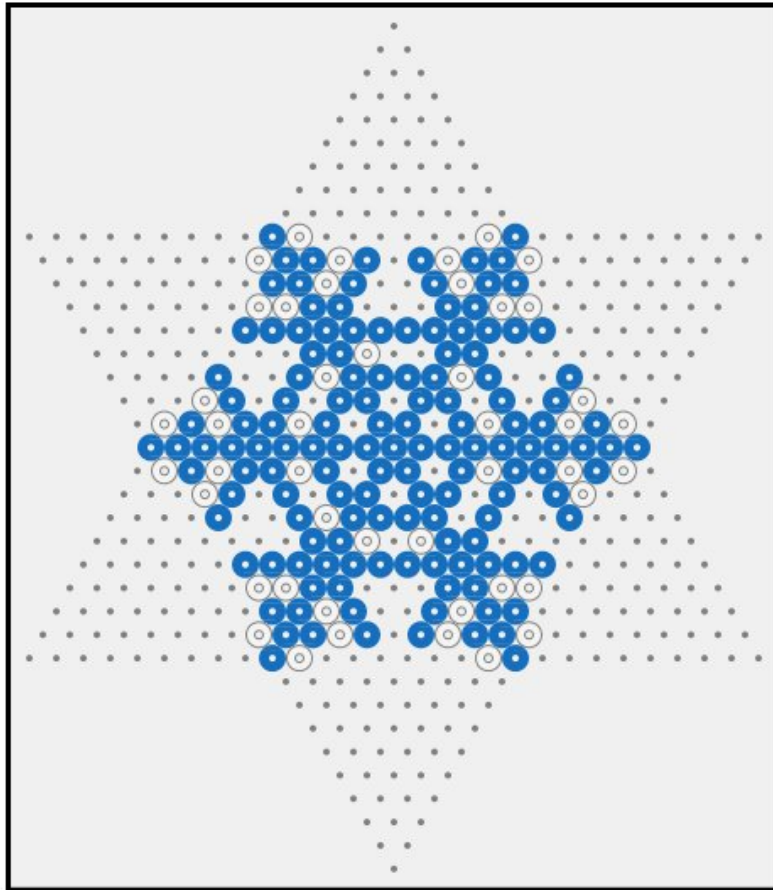
30 x clear (no.19) - shown as white in the diagram
102 x glow in the dark white (no.55) or glow in the dark blue (no.57) - shown as blue in diagram

Snowflake on small star board:

12 x clear (no.19) - shown as white in the diagram
54 x glow in the dark white (no.55) or glow in the dark blue (no.57) - shown as blue in diagram

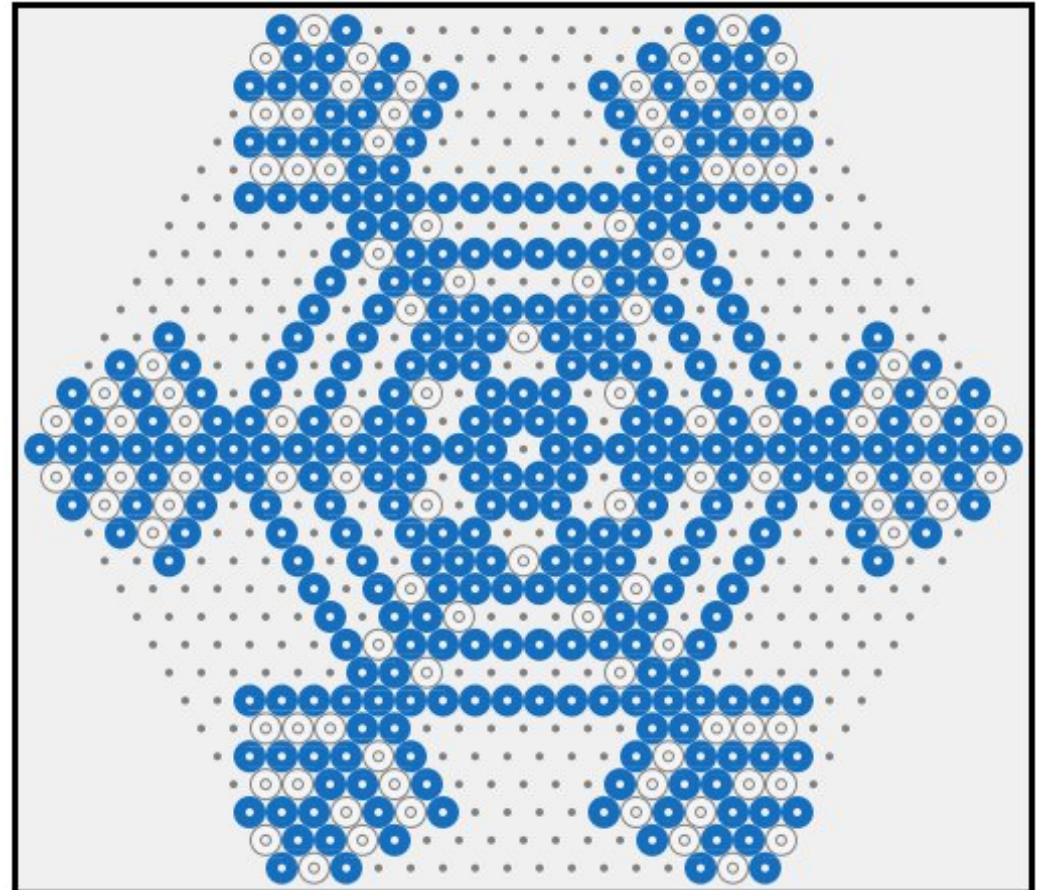
Below: The views you will get in the dark.





Snowflake on large star board:

46 x clear (no.19) - shown as white in the diagram
 139 x glow in the dark white (no.55) or glow in the dark blue (no.57) - shown as blue in diagram



Snowflake on large hexagon board:

102 x clear (no.19) - shown as white in the diagram
 324 x glow in the dark white (no.55) or glow in the dark blue (no.57) - shown as blue in diagram

NB: You can iron any of these designs without the clear beads. However they will be VERY fragile.

