



Hearts Using the Small Square and Heart Midi Hama Bead Peg Boards



Edged Heart:

70 x red (no.05)
47 x white (no.01)




Outline Heart:

78 x pink (no.06)
or red (no.05)

To make a linked heart, make one complete heart and one in two pieces (as shown below).

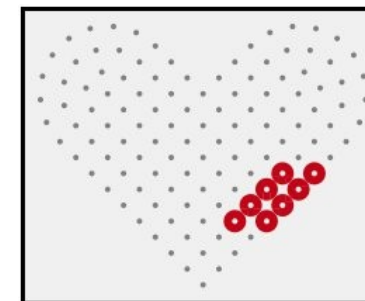

Thread the complete heart onto the partial heart and then iron the two pieces together. Iron near the edge of a table so that the complete heart can hang over the edge at an angle.

Please note: the ironing stage is tricky and not recommended for children!




Two Hearts:

37 x red (no.05)
37 x pink (no.06)
122 x white (no.01)
or other background colour




Hearts Using the Small Square and Heart Midi Hama Bead Peg Boards



3D Heart:

77 x red (no.05)
28 x clear (no.19)



3D Heart:

76 x red (no.05)
29 x clear (no.19)

Slot together after ironing.

